



METROPOLITAN WASHINGTON AIRPORTS AUTHORITY



**“Twenty Years Of Progress In  
Preparing Washington’s Airports  
For The Future”**

**June 27, 2007**



METROPOLITAN WASHINGTON AIRPORTS AUTHORITY

# Who We Were





## How Did We Get To Where We Are Today?





**Capital Investment**

**Expanding Air Service**

**Accommodating Growth**

**Maintaining Financial Stability**



## Capital Investment


- ◆ 1991 First Parking Garage At Reagan National
- ◆ 1991 International Arrivals Building At Dulles
- ◆ 1996 Main Terminal Expansion At Dulles
- ◆ 1997 New Terminal At Reagan National, Including New ATC, Parking Garages, and Roadways
- ◆ 1998 First Permanent Concourse – Concourse B – At Dulles
- ◆ 1999 1,000 Additional Acres Purchased At Dulles





## Capital Investment

- ◆ 2002 First Garage – Garage 2  
– At Dulles
- ◆ 2003 Second Garage – Garage 1  
– At Dulles
- ◆ 2004 Façade of Terminal A Restored  
At Reagan National
- ◆ 2004 Passenger Walkway Tunnel To  
Concourse B At Dulles
- ◆ 2005 New Airport Traffic Control  
Tower Completed At Dulles
- ◆ 2006 1,000 Additional Acres  
Purchased At Dulles





## Capital Investment Today

- ◆ AeroTrain
- ◆ Concourse B 12-Gate Expansion
- ◆ 4<sup>th</sup> Runway
- ◆ New Roadway System
- ◆ Expanded Fuel Capacity
- ◆ Cargo Facility Expansion





METROPOLITAN WASHINGTON AIRPORTS AUTHORITY



# AeroTrain

WASHINGTON DULLES INTERNATIONAL AIRPORT TRAIN SYSTEM



METROPOLITAN WASHINGTON AIRPORTS AUTHORITY



# D2 DULLES DEVELOPMENT



METROPOLITAN WASHINGTON AIRPORTS AUTHORITY



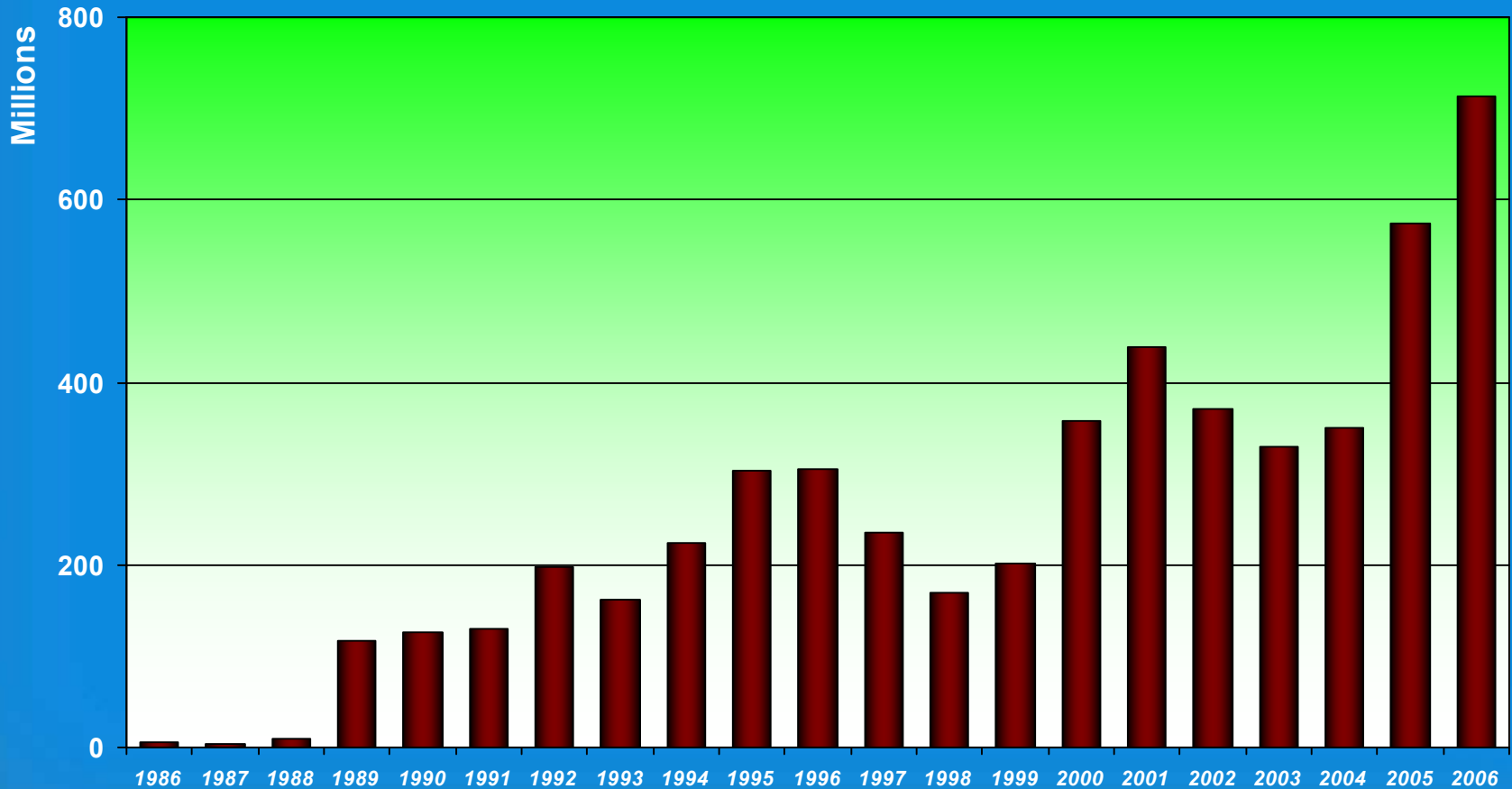
**D2** DULLES  
DEVELOPMENT





# Capital Investment

\$5.3 Billion Invested Since 1987





## Expanding Air Service





# Expanding Air Service - DCA

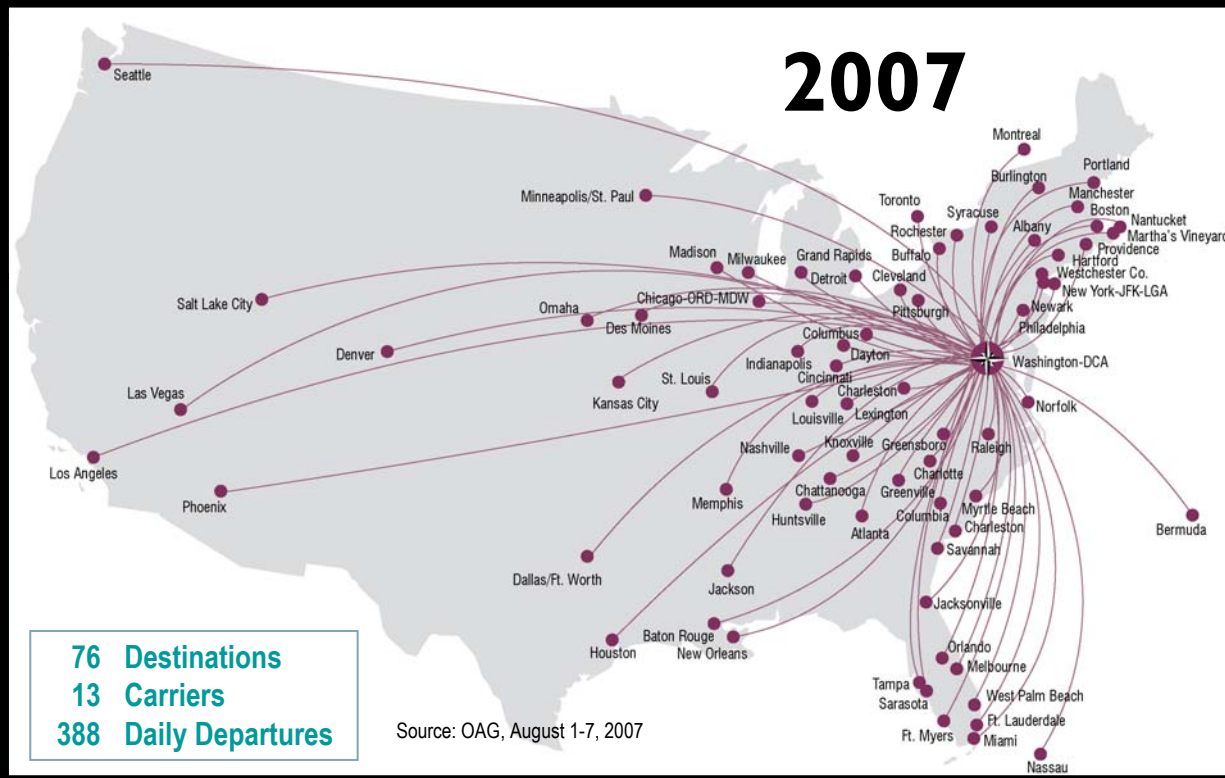
## North American Nonstop Air Service at Washington National

**1987**



**63 Destinations**  
**16 Carriers**  
**346 Daily Departures**

**2007**



**76 Destinations**  
**13 Carriers**  
**388 Daily Departures**

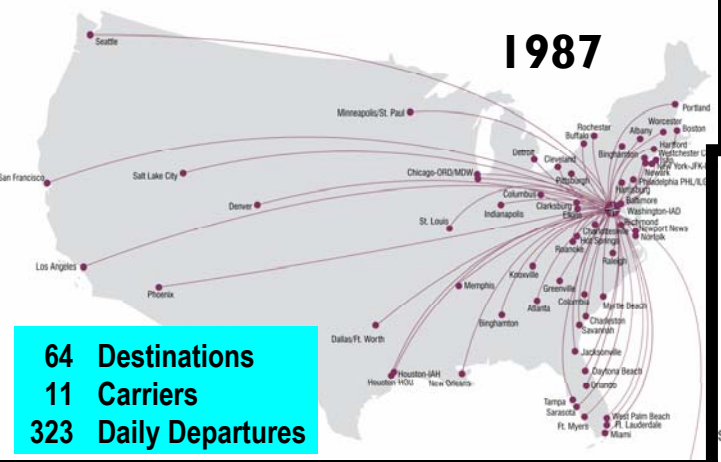
Source: OAG, August 1-7, 2007



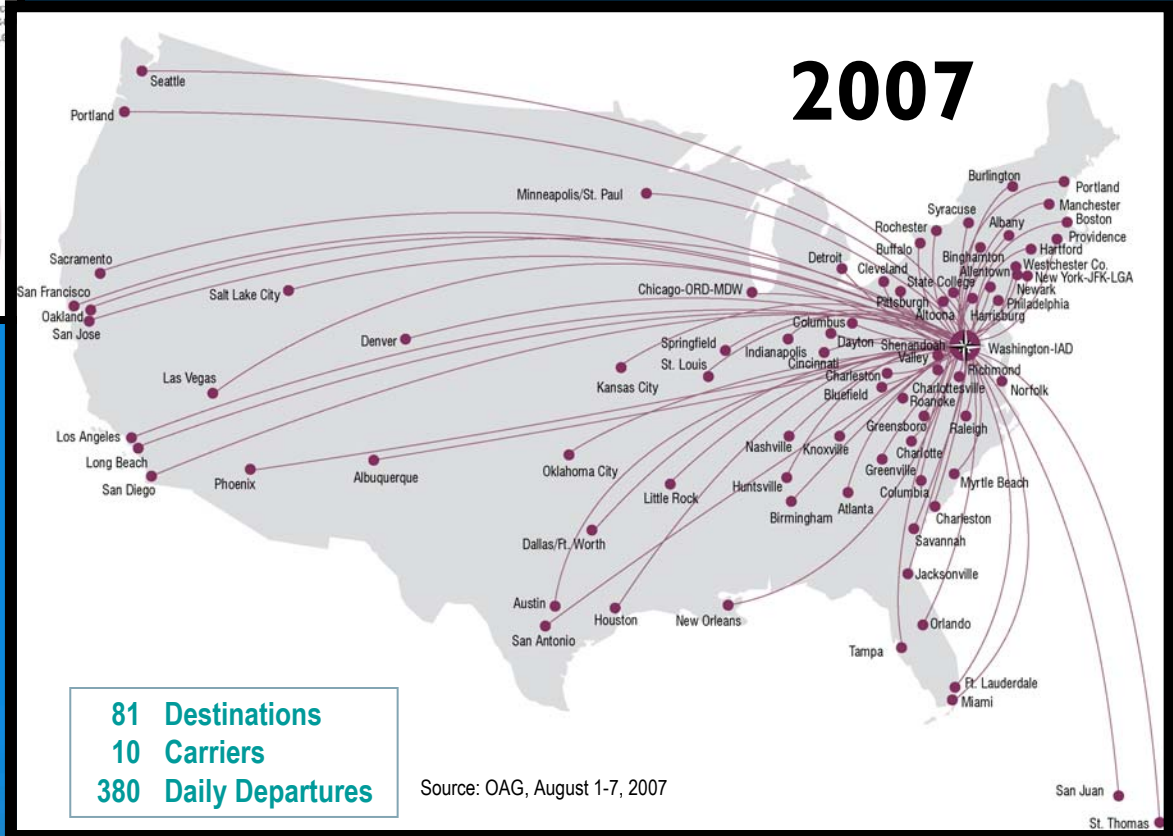
# Expanding Air Service - IAD

## North American Nonstop Air Service at Washington Dulles

1987



2007



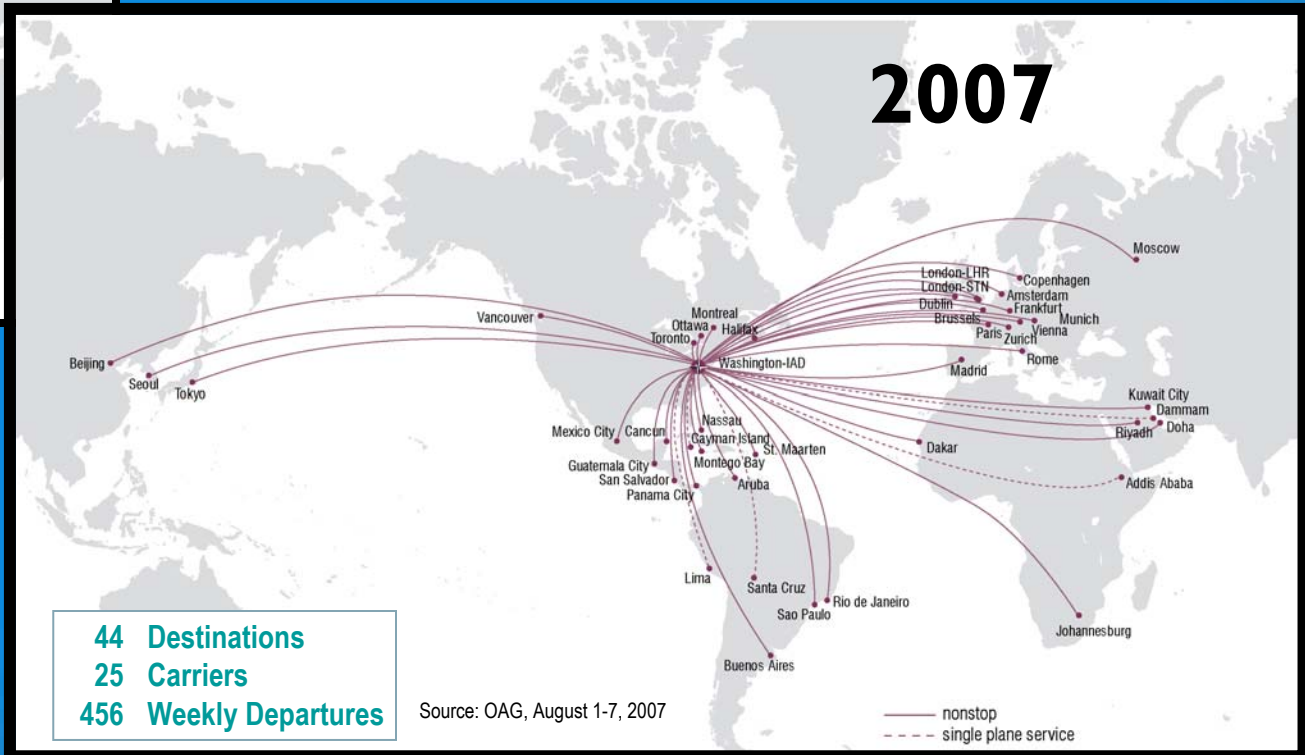
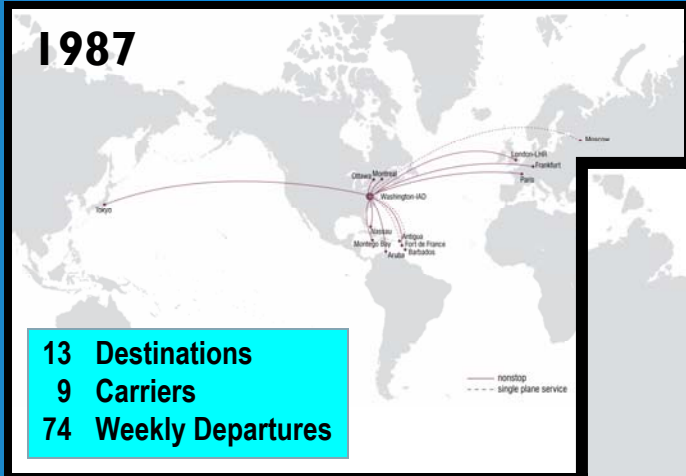
Source: OAG, August 1-7, 2007



# Expanding Air Service - International

## International Air Service at Washington Dulles

### Nonstop and Single Plane Cities Served to/from Dulles







## Accommodating Growth





## Economic Impacts

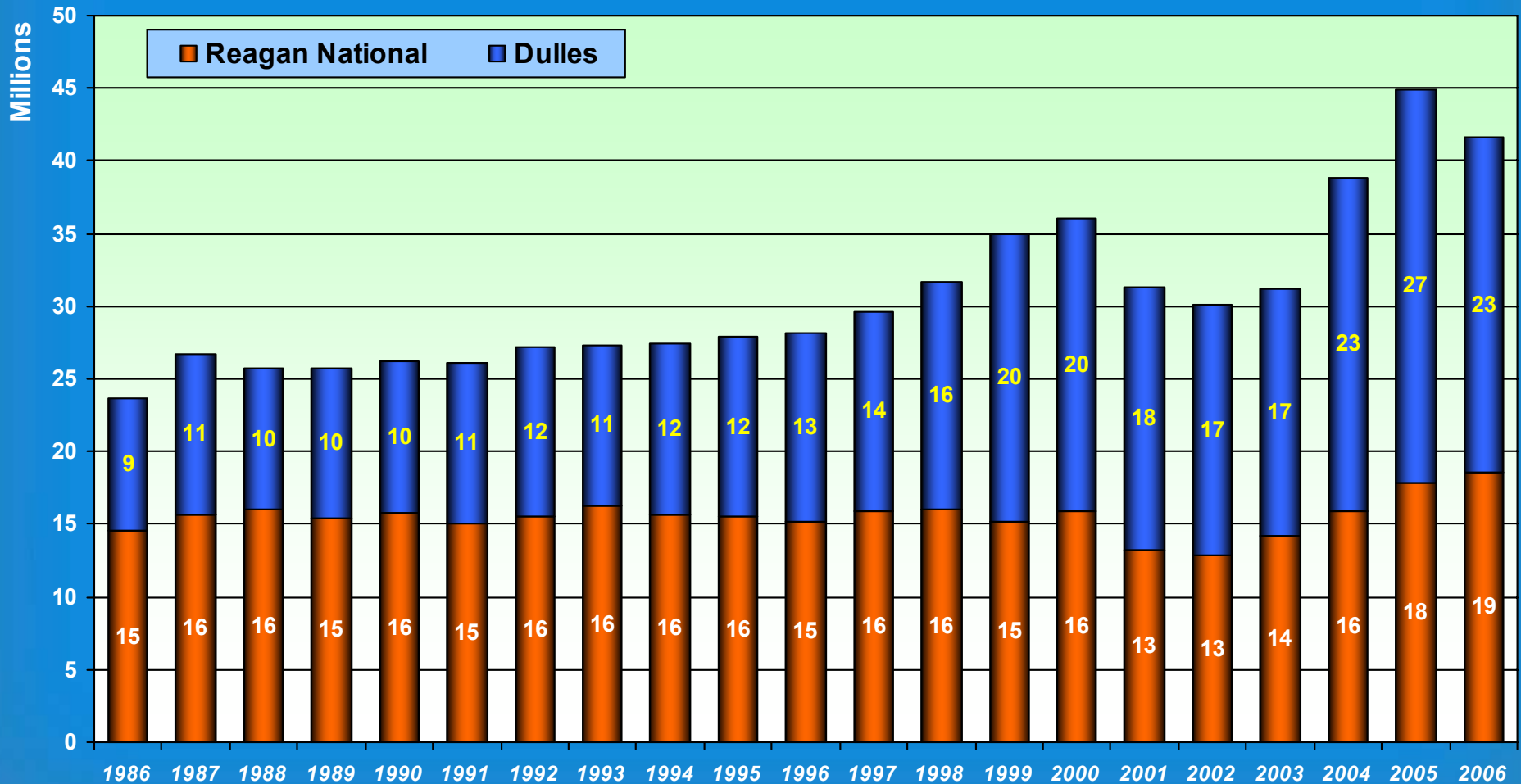
	Total	Reagan National	Dulles
<b>Jobs</b>	<b>28,570</b>	<b>9,155</b>	<b>19,414</b>
<b>Employee Earnings (Millions)</b>	<b>\$1,283</b>	<b>\$411</b>	<b>\$872</b>
<b>Business Revenue (Millions)</b>	<b>\$6,471</b>	<b>\$1,845</b>	<b>\$4,626</b>
<b>State and Local Taxes (Millions)</b>	<b>\$326</b>	<b>\$102</b>	<b>\$224</b>
<b>Federal Aviation Specific Taxes (Millions)</b>	<b>\$547</b>	<b>\$165</b>	<b>\$382</b>

Source: Martin Associates as of CY2005



# Accommodating Growth

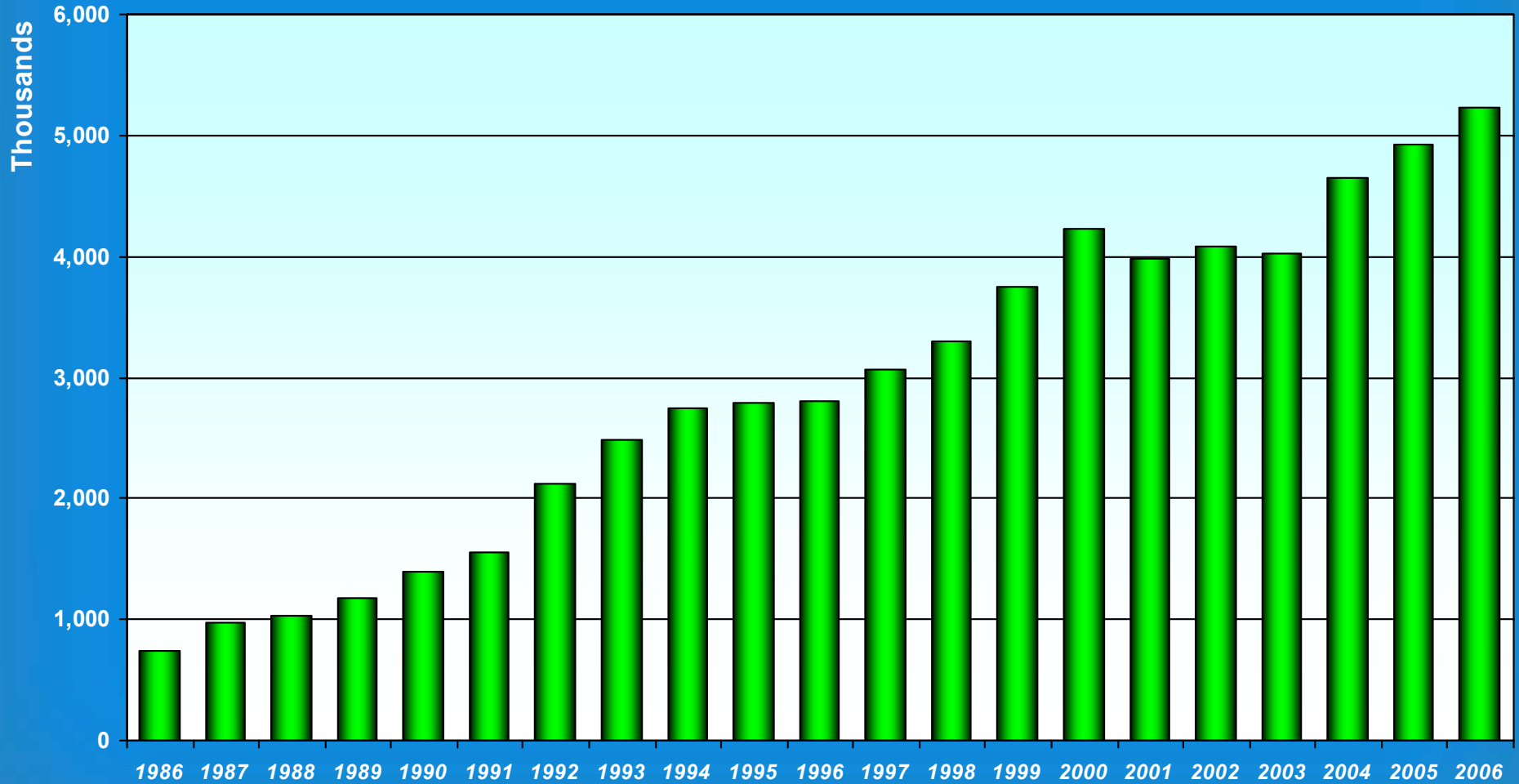
## Total Passengers





# Accommodating Growth

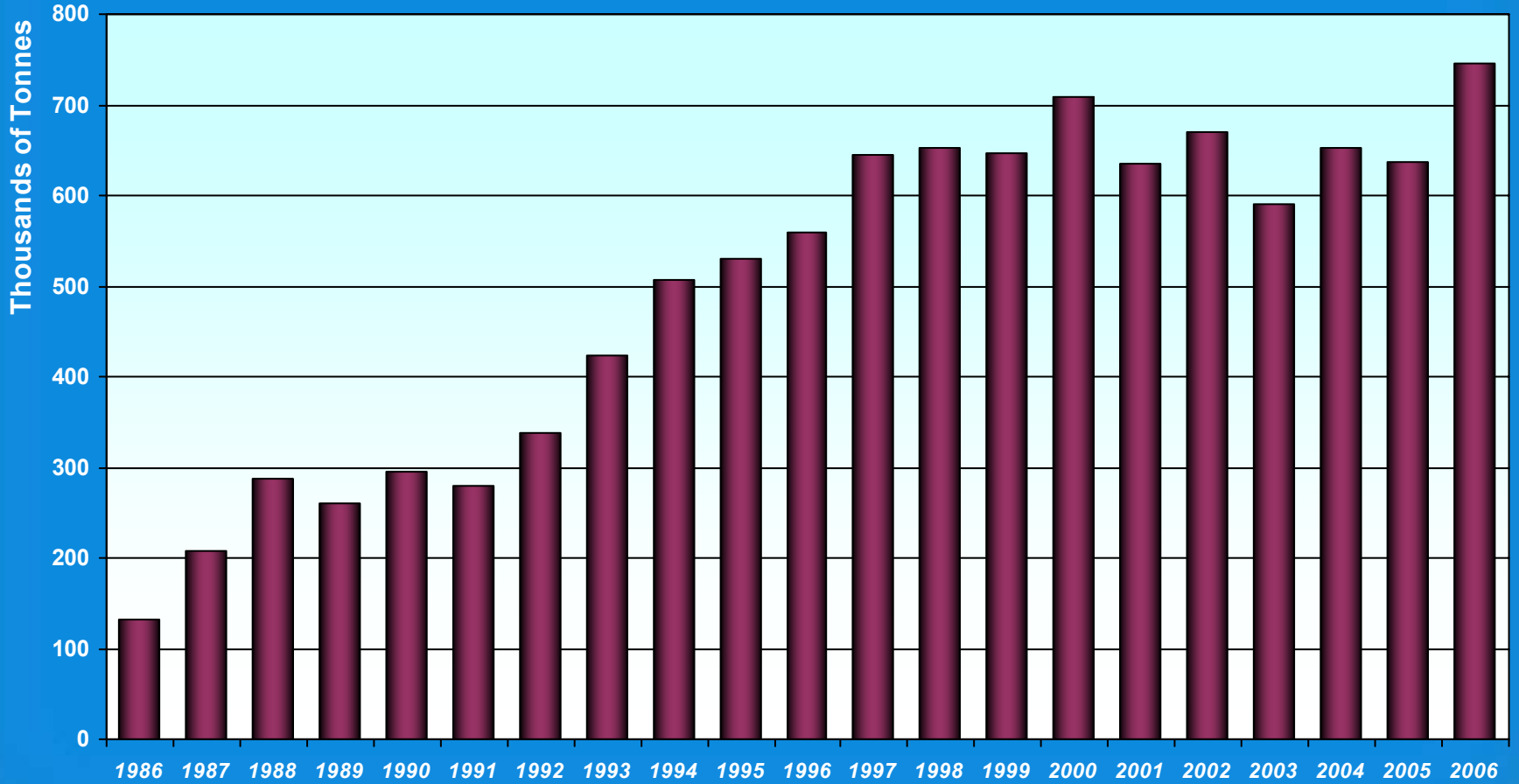
Over 600% Increase In International Passengers at Dulles





# Accommodating Growth

## 460% Air Cargo Growth at Dulles





## Friends That Have Come And Gone - Reagan National -

 **EASTERN**

  
**AIR ATLANTA**

  
*The Trump Shuttle*

*Midway*  
AIRLINES

**BRANIFF**

**TWA**

 **PAN AM**


 **NEW YORK AIR**

 *National Airlines*



METROPOLITAN WASHINGTON AIRPORTS AUTHORITY

# Friends That Have Come And Gone - Washington Dulles -



## Finances

	1988	2007
<b>Operating Revenues</b>	<b>\$92.6</b>	<b>\$546.6</b>
<b>Operating Expenses</b>	<b>\$56.8</b>	<b>\$267.6</b>
<b>Construction</b>	<b>\$39.3</b>	<b>\$719.4</b>

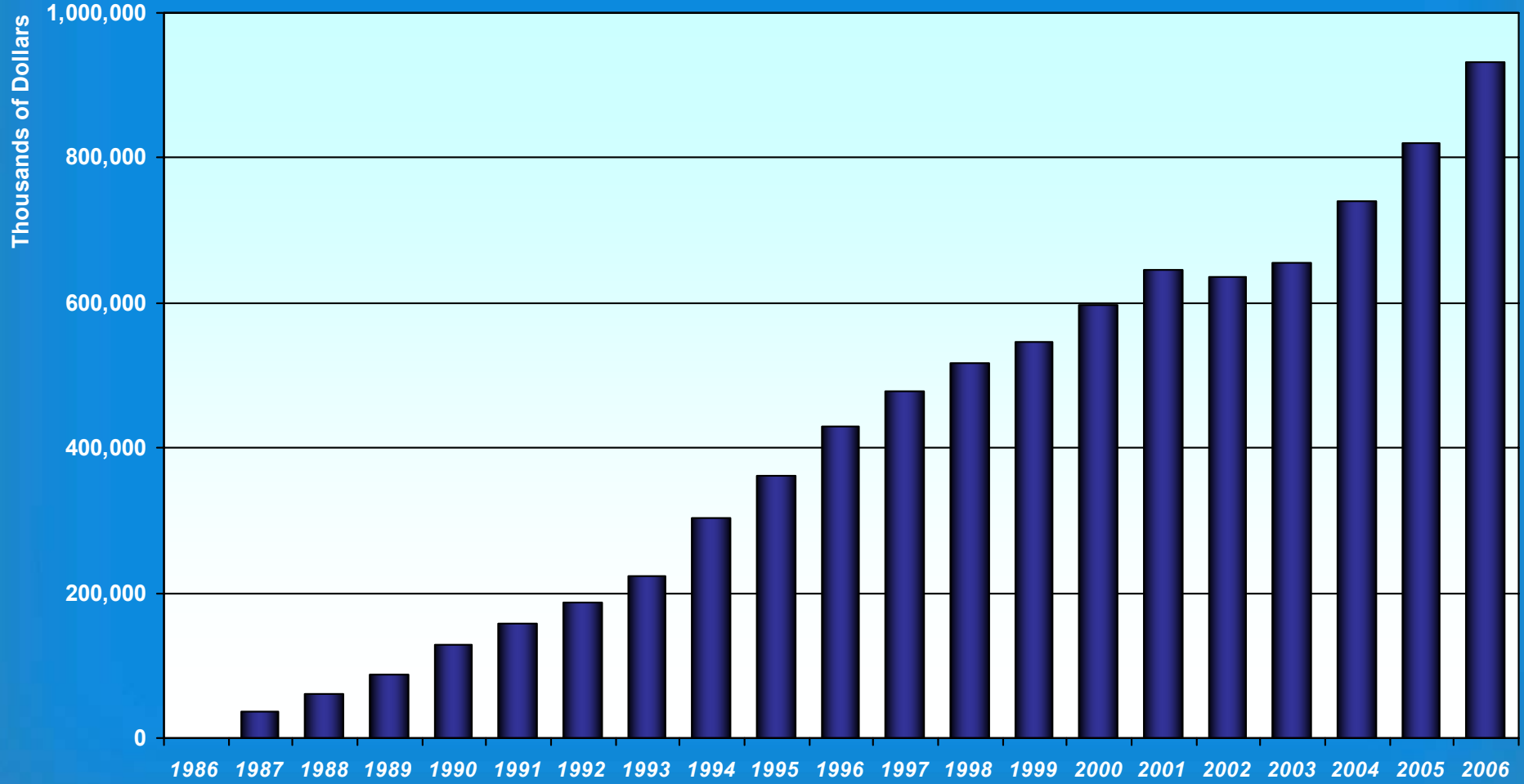
All totals in millions





# Maintaining Financial Stability

## Net Worth



METROPOLITAN WASHINGTON AIRPORTS AUTHORITY



# Dulles Corridor Proposal



METROPOLITAN WASHINGTON AIRPORTS AUTHORITY

## Project Schedule

### Project Schedule – Phase 1

- MWAA Board Approval on June 6, 2007
- Fairfax County Board of Supervisors Approval on June 18, 2007
- Loudoun County Board of Supervisors Approval on June 19, 2007
- Washington Metropolitan Area Transit Authority Discussion on June 28, 2007.
- Final Design Approval – August/September 2007
- MWAA Takeover of Dulles Toll Road – August/September 2007
- Full Funding Grant Agreement (FFGA) Application – Nov 2007
- Issue FFGA – February 2008
- Initiate Full Notice to Proceed for Construction – February-March, 2008
- Begin Revenue Service – 2013

### Project Schedule – Phase 2

- Phase 2 construction anticipated prior to Phase 1 operations
- Phase 2 rail operations anticipated 2016/2017

## Dulles Toll Road Rates

- **2007**
  - Average Toll: 60 cents
- **2010**
  - Average toll: 85 cents  
(increase pre-approved by CTB in 2005)
- **2013**
  - Average toll: \$1.10
  - PV avg. toll: 90 cents
- **2016**
  - Average toll: \$1.35
  - PV avg. Toll: \$1.01
- **2025**
  - Average toll: \$1.83
  - PV avg. toll: \$1.04
- **2035**
  - Average toll: \$2.47
  - PV avg. toll: \$1.05



METROPOLITAN WASHINGTON AIRPORTS AUTHORITY